



2012



# Round 6 : Phillip Island GP Circuit : August 17 - 19

## SUPERSPORT

### Race 2

Date: 19/08/12  
 Event: R13  
 Weather: Mostly cloudy - Temp: 12.6C  
 Track: Dry - Temp: 19.1C

Started at: 14:43:43  
 Laps: 12  
 Starters: 9  
 Printed at: 21:50


### PROVISIONAL CLASSIFICATION

Pos	No	Gr	Name	Class	Machine	Laps	Race Time	Behind	Fastest Lap	On Lap	Top Speed
1	25	A	Brodie WATERS (VIC) / Team Suzuki		Suzuki GSXR600	12	19:44.069		1:37.666	8	266
2	34	A	Josh HOOK (NSW) / Team Honda Racing / Doric / AWS / Motologic		Honda CBR-RR	12	19:44.199	.130	1:37.595	10	266
3	35	A	Mitchell CARR (NSW) / AARK Racing / Insure My Ride / Triumph	P	Triumph Daytona	12	19:44.200	.131	1:37.444	7	269
4	82	A	Chris QUINN (NSW) / Coopers Pale Ale / The Channon Tavern / YRD	P	Yamaha YZF-R6	12	19:55.437	11.368	1:38.683	3	266
5	68	A	Glenn SCOTT (NSW) / Glenn Scott Racing / YRD / Insure My Ride / YRD	P	Yamaha YZF-R6	12	19:59.069	15.000	1:38.984	6	265
6	49	A	Brendan CLARKE (QLD) / Champion Ride Days / Child's Dream	P	Honda CBR-RR	12	19:59.124	15.055	1:38.831	11	263
7	57	B	Levi DAY (SA) / Gilles Tooling / leviday57.com	P	Suzuki GSX-R	12	20:19.929	35.860	1:39.185	2	266
8	77	A	Adam SENIOR (WA)	P	Honda CBR-RR	12	20:30.299	46.230	1:41.005	2	260
9	85		James HOOGENBOEZEM (NZ) / Cube Racing / Australian Outdoor Living / Leda	P	Suzuki GSX-R	11	19:50.868	1 Lap	1:44.717	9	253

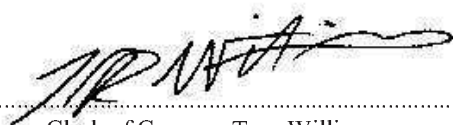
Fastest Lap was 1:37.444 by Mitchell CARR (NSW)

Current race record for SS class - 1:35.200 by Bryan STARING (VIC) on a Yamaha YZF R6 set on 17/10/09

The results are provisional until the end of the time limit for protests and appeals.



Chief Time Keeper - Scott Laing



Clerk of Course - Tom Williams



Computime Race Timing Systems Pty Ltd © 1996-2008


Licensed to Computime Race Timing Systems

[www.computime.com.au](http://www.computime.com.au)

**COMPUTIME RACE TIMING SYSTEMS PTY LTD**

9 Timber Lane, Glen Waverley, Vic 3150. Ph : 0418 17 13 17

E-mail : [scott@computime.com.au](mailto:scott@computime.com.au)





2012



# Round 6 : Phillip Island GP Circuit : August 17 - 19

## SUPERSPORT

### Race 2


Date: 19/08/12  
 Event: R13  
 Weather: Mostly cloudy - Temp: 12.6C  
 Track: Dry - Temp: 19.1C

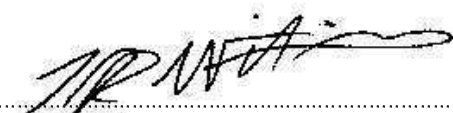
Started at: 14:43:43  
 Laps: 12  
 Starters: 9  
 Printed at: 21:50

### PROVISIONAL LAP TIMES

No	Name	Lap 1	Lap 2	Lap 3	Lap 4	Lap 5	Lap 6	Lap 7	Lap 8	Lap 9	Lap 10	Lap 11	Lap 12
25	Brodie WATERS (VIC)	1:45.159	1:39.185	1:38.164	1:38.224	1:38.671	1:37.888	1:37.684	<u>1:37.666</u>	1:37.952	1:37.737	1:37.970	1:37.769
34	Josh HOOK (NSW)	1:44.964	1:39.325	1:38.098	1:38.245	1:38.575	1:37.933	1:37.673	1:37.637	1:38.018	<u>1:37.595</u>	1:38.123	1:38.013
35	Mitchell CARR (NSW)	1:45.096	1:39.123	1:38.411	1:38.152	1:38.656	1:38.087	<u>1:37.444</u>	1:37.536	1:37.689	1:37.858	1:38.112	1:38.036
49	Brendan CLARKE (QLD)	1:46.626	1:39.005	1:39.259	1:39.809	1:39.758	1:39.105	1:39.403	1:39.236	1:39.230	1:39.242	<u>1:38.831</u>	1:39.620
57	Levi DAY (SA)	1:45.918	<u>1:39.185</u>	1:39.764	1:39.818	1:40.400	1:40.819	1:41.523	1:42.126	1:41.886	1:42.599	1:42.757	1:43.134
68	Glenn SCOTT (NSW)	1:46.097	1:39.127	1:39.612	1:39.157	1:39.048	<u>1:38.984</u>	1:39.082	1:39.147	1:39.778	1:40.007	1:39.421	1:39.609
77	Adam SENIOR (WA)	1:47.463	<u>1:41.005</u>	1:41.661	1:41.458	1:41.889	1:41.692	1:42.089	1:42.048	1:42.623	1:42.616	1:43.326	1:42.429
82	Chris QUINN (NSW)	1:46.067	1:39.053	<u>1:38.683</u>	1:38.746	1:38.931	1:38.773	1:38.866	1:39.039	1:39.228	1:39.117	1:39.068	1:39.866
85	James HOOGENBOEZEM (NZ)	1:51.103	1:46.127	1:45.343	1:45.781	1:45.891	1:45.515	1:45.136	1:45.167	<u>1:44.717</u>	2:03.883	1:52.205	

The results are provisional until the end of the time limit for protests and appeals.

  
 Chief Time Keeper - Scott Laing

  
 Clerk of Course - Tom Williams



Computime Race Timing Systems Pty Ltd © 1996-2008


Licensed to Computime Race Timing Systems

[www.computime.com.au](http://www.computime.com.au)

COMPUTIME RACE TIMING SYSTEMS PTY LTD

9 Timber Lane, Glen Waverley, Vic 3150. Ph : 0418 17 13 17

E-mail : [scott@computime.com.au](mailto:scott@computime.com.au)





2012



# Round 6 : Phillip Island GP Circuit : August 17 - 19

## SUPERSPORT

### Race 2

Date: 19/08/12  
 Event: R13  
 Weather: Mostly cloudy - Temp: 12.6C  
 Track: Dry - Temp: 19.1C

Started at: 14:43:43  
 Laps: 12  
 Starters: 9  
 Printed at: 21:50

### PROVISIONAL SPLIT TIMES

Lap	Split 1	Split 2	Split 3	Lap Time	Speed	Lap	Split 1	Split 2	Split 3	Lap Time	Speed
<b>25 Brodie WATERS (VIC) (1st)</b>						<b>57 Levi DAY (SA) (7th)</b>					
1	37.816	40.173	27.170	1:45.159	201	1	38.142	40.290	27.486	1:45.918	202
2	32.276	39.772	27.137	1:39.185	264	2	<b>32.267</b>	<b>39.563</b>	<b>27.355</b>	<b>1:39.185</b>	265
3	32.138	38.829	27.197	1:38.164	264	3	32.556	39.611	27.597	1:39.764	265
4	31.940	39.015	27.269	1:38.224	265	4	32.491	39.729	27.598	1:39.818	265
5	32.192	39.353	27.126	1:38.671	266	5	32.604	39.974	27.822	1:40.400	263
6	31.891	39.138	26.859	1:37.888	265	6	32.377	40.427	28.015	1:40.819	266
7	31.818	38.901	26.965	1:37.684	265	7	32.784	40.674	28.065	1:41.523	262
8	31.896	38.875	26.895	<b>1:37.666</b>	265	8	32.984	40.908	28.234	1:42.126	261
9	31.796	39.203	26.953	1:37.952	265	9	33.006	40.769	28.111	1:41.886	258
10	31.946	38.934	<b>26.857</b>	1:37.737	265	10	33.132	41.001	28.466	1:42.599	260
11	<b>31.772</b>	39.294	26.904	1:37.970	265	11	33.382	41.032	28.343	1:42.757	258
12	32.011	<b>38.727</b>	27.031	1:37.769	263	12	33.487	41.079	28.568	1:43.134	258
<b>34 Josh HOOK (NSW) (2nd)</b>						<b>68 Glenn SCOTT (NSW) (5th)</b>					
1	37.580	39.902	27.482	1:44.964	197	1	38.440	40.328	27.329	1:46.097	204
2	32.322	39.711	27.292	1:39.325	261	2	32.348	39.749	<b>27.030</b>	1:39.127	262
3	<b>31.520</b>	39.201	27.377	1:38.098	265	3	32.203	40.076	27.333	1:39.612	264
4	32.151	38.916	27.178	1:38.245	262	4	32.440	39.468	27.249	1:39.157	265
5	32.292	39.056	27.227	1:38.575	262	5	<b>32.103</b>	39.661	27.284	1:39.048	264
6	31.692	39.084	27.157	1:37.933	262	6	32.133	39.439	27.412	<b>1:38.984</b>	265
7	31.593	38.956	27.124	1:37.673	262	7	32.208	<b>39.315</b>	27.559	1:39.082	263
8	31.532	38.882	27.223	1:37.637	262	8	32.287	39.337	27.523	1:39.147	263
9	31.842	39.032	27.144	1:38.018	260	9	32.320	39.950	27.508	1:39.778	262
10	31.809	38.919	<b>26.867</b>	<b>1:37.595</b>	266	10	32.414	39.939	27.654	1:40.007	262
11	31.916	38.941	27.266	1:38.123	256	11	32.414	39.495	27.512	1:39.421	260
12	32.223	<b>38.832</b>	26.958	1:38.013	261	12	32.274	39.655	27.680	1:39.609	262
<b>35 Mitchell CARR (NSW) (3rd)</b>						<b>77 Adam SENIOR (WA) (8th)</b>					
1	37.706	40.121	27.269	1:45.096	202	1	39.070	40.497	27.896	1:47.463	197
2	32.037	39.805	27.281	1:39.123	267	2	<b>32.797</b>	40.371	<b>27.837</b>	<b>1:41.005</b>	260
3	32.177	39.263	26.971	1:38.411	263	3	33.064	40.636	27.961	1:41.661	258
4	32.055	39.094	27.003	1:38.152	269	4	33.140	<b>40.347</b>	27.971	1:41.458	255
5	32.265	39.416	26.975	1:38.656	265	5	33.118	40.742	28.029	1:41.889	255
6	31.961	39.244	26.882	1:38.087	263	6	33.059	40.520	28.113	1:41.692	252
7	31.713	38.926	<b>26.805</b>	<b>1:37.444</b>	269	7	33.014	40.734	28.341	1:42.089	253
8	31.648	38.907	26.981	1:37.536	265	8	33.240	40.616	28.192	1:42.048	252

*Scott Laing*  
 Chief Time Keeper - Scott Laing

*Tom Williams*  
 Clerk of Course - Tom Williams



Computime Race Timing Systems Pty Ltd © 1996-2008


Licensed to Computime Race Timing Systems

[www.computime.com.au](http://www.computime.com.au)

COMPUTIME RACE TIMING SYSTEMS PTY LTD

9 Timber Lane, Glen Waverley, Vic 3150. Ph : 0418 17 13 17

E-mail : [scott@computime.com.au](mailto:scott@computime.com.au)





2012



# Round 6 : Phillip Island GP Circuit : August 17 - 19

## SUPERSPORT

### Race 2

Date: 19/08/12  
 Event: R13  
 Weather: Mostly cloudy - Temp: 12.6C  
 Track: Dry - Temp: 19.1C

Started at: 14:43:43  
 Laps: 12  
 Starters: 9  
 Printed at: 21:50

### PROVISIONAL SPLIT TIMES

Lap	Split 1	Split 2	Split 3	Lap Time	Speed	Lap	Split 1	Split 2	Split 3	Lap Time	Speed
9	<b>31.604</b>	38.986	27.099	1:37.689	265	9	33.574	40.702	28.347	1:42.623	252
10	31.917	38.923	27.018	1:37.858	263	10	33.539	40.786	28.291	1:42.616	251
11	31.834	39.268	27.010	1:38.112	261	11	33.862	40.972	28.492	1:43.326	248
12	32.327	<b>38.786</b>	26.923	1:38.036	264	12	33.534	40.620	28.275	1:42.429	249

#### 49 Brendan CLARKE (QLD) (6th)

#### 82 Chris QUINN (NSW) (4th)

1	38.812	40.399	27.415	1:46.626	204
2	32.414	39.354	27.237	1:39.005	263
3	32.260	39.849	<b>27.150</b>	1:39.259	263
4	32.620	39.722	27.467	1:39.809	255
5	32.718	39.663	27.377	1:39.758	255
6	32.254	39.458	27.393	1:39.105	261
7	32.393	39.562	27.448	1:39.403	258
8	32.396	39.459	27.381	1:39.236	258
9	32.458	39.423	27.349	1:39.230	258
10	32.449	39.450	27.343	1:39.242	260
11	<b>32.233</b>	<b>39.197</b>	27.401	<b>1:38.831</b>	258
12	32.535	39.438	27.647	1:39.620	258

1	38.271	40.385	27.411	1:46.067	198
2	32.221	39.780	<b>27.052</b>	1:39.053	266
3	<b>31.814</b>	39.675	27.194	<b>1:38.683</b>	265
4	32.089	<b>39.282</b>	27.375	1:38.746	261
5	32.001	39.556	27.374	1:38.931	262
6	32.082	39.349	27.342	1:38.773	263
7	32.061	39.383	27.422	1:38.866	261
8	32.088	39.501	27.450	1:39.039	261
9	32.300	39.549	27.379	1:39.228	259
10	32.187	39.412	27.518	1:39.117	259
11	32.267	39.359	27.442	1:39.068	258
12	32.410	39.828	27.628	1:39.866	257

#### 85 James HOOGENBOEZEM (NZ) (9th)

1	40.295	41.860	28.948	1:51.103	203
2	34.389	42.605	29.133	1:46.127	252
3	34.343	41.876	29.124	1:45.343	252
4	34.515	42.336	28.930	1:45.781	249
5	34.798	42.129	28.964	1:45.891	252
6	34.454	42.203	28.858	1:45.515	251
7	34.374	41.882	28.880	1:45.136	253
8	34.307	41.924	28.936	1:45.167	252
9	34.300	<b>41.583</b>	28.834	<b>1:44.717</b>	252
10	<b>34.167</b>	1:00.927	<b>28.789</b>	2:03.883	252
11	34.580	48.714	28.911	1:52.205	252

The results are provisional until the end of the time limit for protests and appeals.

Chief Time Keeper - Scott Laing

Clerk of Course - Tom Williams



Computime Race Timing Systems Pty Ltd © 1996-2008


Licensed to Computime Race Timing Systems

[www.computime.com.au](http://www.computime.com.au)

COMPUTIME RACE TIMING SYSTEMS PTY LTD

9 Timber Lane, Glen Waverley, Vic 3150. Ph : 0418 17 13 17

E-mail : [scott@computime.com.au](mailto:scott@computime.com.au)





2012



# Round 6 : Phillip Island GP Circuit : August 17 - 19

## SUPERSPORT

### Race 2

Date: 19/08/12  
Event: R13  
Weather: Mostly cloudy - Temp: 12.6C  
Track: Dry - Temp: 19.1C

Started at: 14:43:43  
Laps: 12  
Starters: 9  
Printed at: 21:50

### PROVISIONAL FASTEST LAPS SEQUENCE

Lap	Race Pos	No	Name	Machine	Fastest Lap	On Lap
1	1	34	Josh HOOK (NSW)	Honda CBR-RR	1:44.964	1
2	1	35	Mitchell CARR (NSW)	Triumph Daytona	1:39.123	2
2	5	82	Chris QUINN (NSW)	Yamaha YZF-R6	1:39.053	2
2	7	49	Brendan CLARKE (QLD)	Honda CBR-RR	1:39.005	2
3	1	34	Josh HOOK (NSW)	Honda CBR-RR	1:38.098	3
6	1	34	Josh HOOK (NSW)	Honda CBR-RR	1:37.933	6
6	2	25	Brodie WATERS (VIC)	Suzuki GSXR600	1:37.888	6
7	1	34	Josh HOOK (NSW)	Honda CBR-RR	1:37.673	7
7	2	35	Mitchell CARR (NSW)	Triumph Daytona	1:37.444	7

The results are provisional until the end of the time limit for protests and appeals.

Chief Time Keeper - Scott Laing

Clerk of Course - Tom Williams



Computime Race Timing Systems Pty Ltd © 1996-2008


Licensed to Computime Race Timing Systems

[www.computime.com.au](http://www.computime.com.au)

**COMPUTIME RACE TIMING SYSTEMS PTY LTD**

9 Timber Lane, Glen Waverley, Vic 3150. Ph : 0418 17 13 17

E-mail : [scott@computime.com.au](mailto:scott@computime.com.au)





2012



# Round 6 : Phillip Island GP Circuit : August 17 - 19

## SUPERSPORT

### Race 2

Date: 19/08/12  
 Event: R13  
 Weather: Mostly cloudy - Temp: 12.6C  
 Track: Dry - Temp: 19.1C

Started at: 14:43:43  
 Laps: 12  
 Starters: 9  
 Printed at: 21:50

### PROVISIONAL LAP SHEET

Lap 1		Lap 2		Lap 3		Lap 4		Lap 5		Lap 6		Lap 7		Lap 8	
1:44.964	34	3:24.219	35	5:02.387	34	6:40.632	34	8:19.207	34	9:57.140	34	11:34.813	34	13:12.450	34
- .132	35	- .070	34	- .121	25	- .100	25	- .196	25	- .151	25	- .156	35	- .055	35
- .195	25	- .125	25	- .243	35	- .150	35	- .231	35	- .385	35	- .162	25	- .191	25
- .954	57	- .884	57	- 1.416	82	- 1.917	82	- 2.273	82	- 3.113	82	- 4.306	82	- 5.708	82
- 1.103	82	- .901	82	- 2.449	68	- 3.361	68	- 3.834	68	- 4.885	68	- 6.294	68	- 7.804	68
- 1.133	68	- 1.005	68	- 2.480	57	- 4.053	57	- 5.250	49	- 6.422	49	- 8.152	49	- 9.751	49
- 1.662	49	- 1.412	49	- 2.503	49	- 4.067	49	- 5.878	57	- 8.764	57	- 12.614	57	- 17.103	57
- 2.499	77	- 4.249	77	- 7.742	77	- 10.955	77	- 14.269	77	- 18.028	77	- 22.444	77	- 26.855	77
- 6.139	85	- 13.011	85	- 20.186	85	- 27.722	85	- 35.038	85	- 42.620	85	- 50.083	85	- 57.613	85

*Scott Laing*

Chief Time Keeper - Scott Laing

*Tom Williams*

Clerk of Course - Tom Williams



Computime Race Timing Systems Pty Ltd © 1996-2008


Licensed to Computime Race Timing Systems

[www.computime.com.au](http://www.computime.com.au)

**COMPUTIME RACE TIMING SYSTEMS PTY LTD**

9 Timber Lane, Glen Waverley, Vic 3150. Ph : 0418 17 13 17

E-mail : [scott@computime.com.au](mailto:scott@computime.com.au)





2012



# Round 6 : Phillip Island GP Circuit : August 17 - 19

## SUPERSPORT

### Race 2

Date: 19/08/12  
 Event: R13  
 Weather: Mostly cloudy - Temp: 12.6C  
 Track: Dry - Temp: 19.1C

Started at: 14:43:43  
 Laps: 12  
 Starters: 9  
 Printed at: 21:50

## PROVISIONAL LAP SHEET

Lap 9		Lap 10		Lap 11		Lap 12	
14:50.194	35	16:28.052	35	18:06.164	35	19:44.069	25
-0.274	34	-0.011	34	-0.022	34	-0.130	34
-0.399	25	-0.278	25	-0.136	25	-0.131	35
-7.192	82	-8.451	82	-9.407	82	1 lap	85
-9.838	68	-11.987	68	-13.296	68	-11.368	82
-11.237	49	-12.621	49	-13.340	49	-15.000	68
-21.245	57	-25.986	57	-30.631	57	-15.055	49
-31.734	77	-36.492	77	-41.706	77	-35.860	57
-1:04.586	85	-1:30.611	85			-46.230	77

The results are provisional until the end of the time limit for protests and appeals.

Chief Time Keeper - Scott Laing

Clerk of Course - Tom Williams



Computime Race Timing Systems Pty Ltd © 1996-2008

Licensed to Computime Race Timing Systems

[www.computime.com.au](http://www.computime.com.au)

**COMPUTIME RACE TIMING SYSTEMS PTY LTD**

9 Timber Lane, Glen Waverley, Vic 3150. Ph : 0418 17 13 17

E-mail : [scott@computime.com.au](mailto:scott@computime.com.au)





2012



# Round 6 : Phillip Island GP Circuit : August 17 - 19

## SUPERSPORT

### Race 2

Date: 19/08/12  
 Event: R13  
 Weather: Mostly cloudy - Temp: 12.6C  
 Track: Dry - Temp: 19.1C

Started at: 14:43:43  
 Laps: 12  
 Starters: 9  
 Printed at: 21:50

### PROVISIONAL LAP CHART

Grid	1	2	3	4	5	6	7	8	9	10	11	12
34	34	35	34	34	34	34	34	34	35	35	35	25
35	35	34	25	25	25	25	35	35	34	34	34	34
25	25	25	35	35	35	35	25	25	25	25	25	35
82	57	57	82	82	82	82	82	82	82	82	82	82
57	82	82	68	68	68	68	68	68	68	68	68	68
49	68	68	57	57	49	49	49	49	49	49	49	49
68	49	49	49	49	57	57	57	57	57	57	57	57
77	77	77	77	77	77	77	77	77	77	77	77	77
168	85	85	85	85	85	85	85	85	85	85	85	
85												

The results are provisional until the end of the time limit for protests and appeals.

Chief Time Keeper - Scott Laing

Clerk of Course - Tom Williams



Computime Race Timing Systems Pty Ltd © 1996-2008


Licensed to Computime Race Timing Systems

[www.computime.com.au](http://www.computime.com.au)

COMPUTIME RACE TIMING SYSTEMS PTY LTD

9 Timber Lane, Glen Waverley, Vic 3150. Ph : 0418 17 13 17

E-mail : [scott@computime.com.au](mailto:scott@computime.com.au)







2012

**MOTUL****MOTUL****MOTUL****Round 6 : Phillip Island GP Circuit : August 17 - 19****SUPERSPORT  
PROVISIONAL ROUND POINTS****AUSTRALIAN SUPERSPORT CHAMPIONSHIP - RIDERS**

Pos	No	Name	Rnd 4 Pole	Rnd 4 Race 1	Rnd 4 Race 2	Total
1	25	Brodie WATERS (VIC)	0	25	25	50
2	34	Josh HOOK (NSW)	1	18	20	39
3	35	Mitchell CARR (NSW)	0	20	18	38
4	68	Glenn SCOTT (NSW)	0	17	16	33
5	49	Brendan CLARKE (QLD)	0	16	15	31
6	57	Levi DAY (SA)	0	15	14	29
7	77	Adam SENIOR (WA)	0	13	13	26
8	85	James HOOGENBOEZEM (NZ)	0	12	12	24
9	82	Chris QUINN (NSW)	0	0	17	17
10	168	Mitch LEVY (NSW)	0	14	0	14

**AUSTRALIAN SUPERSPORT CHAMPIONSHIP**

Pos	No	Name	Rnd 4 Pole	Rnd 4 Race 1	Rnd 4 Race 2	Total
1		Suzuki	0	66	51	117
2		Honda	1	47	48	96
3		Yamaha	0	17	33	50
4		Triumph	0	20	18	38

**AUSTRALIAN SUPERSPORT CHAMPIONSHIP - PRIVATEERS**

Pos	No	Name	Rnd 4 Pole	Rnd 4 Race 1	Rnd 4 Race 2	Total
1	35	Mitchell CARR (NSW)	1	25	25	51
2	68	Glenn SCOTT (NSW)	0	20	18	38
3	49	Brendan CLARKE (QLD)	0	18	17	35
4	57	Levi DAY (SA)	0	17	16	33
5	77	Adam SENIOR (WA)	0	15	15	30
6	85	James HOOGENBOEZEM (NZ)	0	14	14	28
7	82	Chris QUINN (NSW)	0	0	20	20
8	168	Mitch LEVY (NSW)	0	16	0	16

*Scott Laing*  
 Chief Time Keeper - Scott Laing

*Tom Williams*  
 Clerk of Course - Tom Williams




Computime Race Timing Systems Pty Ltd © 1996-2008

Licensed to Computime Race Timing Systems

**www.computime.com.au****COMPUTIME RACE TIMING SYSTEMS PTY LTD**

9 Timber Lane, Glen Waverley, Vic 3150. Ph : 0418 17 13 17

E-mail : scott@computime.com.au





2012

**Round 6 : Phillip Island GP Circuit : August 17 - 19****SUPERSPORT  
PROVISIONAL SERIES POINTS****AUSTRALIAN SUPERSPORT CHAMPIONSHIP - RIDERS**

Pos	No	Name	Rnd 1 WSBK- PI	Rnd 2 HV-NT	Rnd 3 Qld	Rnd 4 Pole	Rnd 4 Race 1	Rnd 4 Race 2	Total
1	35	Mitchell CARR (NSW)	33.5	50	20	0	20	18	141.5
2	25	Brodie WATERS (VIC)	26.5	34	30.5	0	25	25	141
3	34	Josh HOOK (NSW)	34	38	27	1	18	20	138
4	68	Glenn SCOTT (NSW)	24	39	26	0	17	16	122
5	57	Levi DAY (SA)	22	30	14	0	15	14	95
6	82	Chris QUINN (NSW)	24.5	32	21	0	0	17	94.5
7	77	Adam SENIOR (WA)	18.5	26	16	0	13	13	86.5
8	49	Brendan CLARKE (QLD)	0	0	24.5	0	16	15	55.5
9	168	Mitch LEVY (NSW)	0	23	16.5	0	14	0	53.5
10	16	Christan CASELLA (VIC)	15	27	7.5	0	0	0	49.5
11		Anthony QUINN (NSW)	13.5	24	0	0	0	0	37.5
12		Laurence GUDE (TAS)	15	0	17	0	0	0	32
13		Ryan TAYLOR (VIC)	20.5	10	0	0	0	0	30.5
14		Michael JONES (QLD)	10	0	15	0	0	0	25
15	85	James HOOGENBOEZEM (NZ)	0	0	0	0	12	12	24
16		Jaden HASSAN (NZ)	0	0	21	0	0	0	21
17		Darren SCIBERRAS (VIC)	18	0	0	0	0	0	18
18		Glenn NANKERVIS (VIC)	11.5	0	0	0	0	0	11.5

**AUSTRALIAN SUPERSPORT CHAMPIONSHIP**

Pos	No	Name	Rnd 1 WSBK- PI	Rnd 2 HV-NT	Rnd 3 Qld	Rnd 4 Pole	Rnd 4 Race 1	Rnd 4 Race 2	Total
1		Suzuki	63.5	87	78	0	66	51	345.5
2		Yamaha	98	104	83	0	17	33	335
3		Honda	67.5	92	75	1	47	48	330.5
4		Triumph	33.5	50	20	0	20	18	141.5
5		Kawasaki	24	0	0	0	0	0	24

**AUSTRALIAN SUPERSPORT CHAMPIONSHIP - PRIVATEERS**

Pos	No	Name	Rnd 1 WSBK- PI	Rnd 2 HV-NT	Rnd 3 Qld	Rnd 4 Pole	Rnd 4 Race 1	Rnd 4 Race 2	Total
1	35	Mitchell CARR (NSW)	38.5	50	20	1	25	25	159.5

*Scott Laing*  
Chief Time Keeper - Scott Laing

*Tom Williams*  
Clerk of Course - Tom Williams



Computime Race Timing Systems Pty Ltd © 1996-2008

Licensed to Computime Race Timing Systems

[www.computime.com.au](http://www.computime.com.au)**COMPUTIME RACE TIMING SYSTEMS PTY LTD**

9 Timber Lane, Glen Waverley, Vic 3150. Ph : 0418 17 13 17

E-mail : [scott@computime.com.au](mailto:scott@computime.com.au)



2012

**Round 6 : Phillip Island GP Circuit : August 17 - 19****SUPERSPORT  
PROVISIONAL SERIES POINTS****AUSTRALIAN SUPERSPORT CHAMPIONSHIP - PRIVATEERS**

Pos	No	Name	Rnd 1 WSBK- PI	Rnd 2 HV-NT	Rnd 3 Qld	Rnd 4 Pole	Rnd 4 Race 1	Rnd 4 Race 2	Total
2	68	Glenn SCOTT (NSW)	28	41	26	0	20	18	133
3	82	Chris QUINN (NSW)	29	36	26.5	0	0	20	111.5
4	57	Levi DAY (SA)	25.5	34	16	0	17	16	108.5
5	77	Adam SENIOR (WA)	22	30	19	0	15	15	101
6	49	Brendan CLARKE (QLD)	0	0	28	0	18	17	63
7	168	Mitch LEVY (NSW)	0	27	19.5	0	16	0	62.5
8	16	Christan CASELLA (VIC)	18.5	31	8.5	0	0	0	58
9		Anthony QUINN (NSW)	17	28	0	0	0	0	45
10		Laurence GUDE (TAS)	18.5	0	20	0	0	0	38.5
11		Ryan TAYLOR (VIC)	24	12	0	0	0	0	36
12	85	James HOOGENBOEZEM (NZ)	0	0	0	0	14	14	28
13		Jaden HASSAN (NZ)	0	0	24	0	0	0	24
14		Darren SCIBERRAS (VIC)	21.5	0	0	0	0	0	21.5
15		Mike JONES (QLD)	0	0	17	0	0	0	17
16		Glenn NANKERVIS (VIC)	15	0	0	0	0	0	15

Chief Time Keeper - Scott Laing

Clerk of Course - Tom Williams



Computime Race Timing Systems Pty Ltd © 1996-2008

Licensed to Computime Race Timing Systems

**www.computime.com.au****COMPUTIME RACE TIMING SYSTEMS PTY LTD**

9 Timber Lane, Glen Waverley, Vic 3150. Ph : 0418 17 13 17

E-mail : [scott@computime.com.au](mailto:scott@computime.com.au)